


# SER1200

**Q-FIN**  
Quality Finishing Solutions



## The ultimate **all-in-one** finishing machine

Take your production process to the highest level with the SER1200 Multibrush. The complete solution for deburring, edge rounding with Radius 2+, non-directional, or linear finish at very high speed for sheet metal parts up to 1200 mm wide.

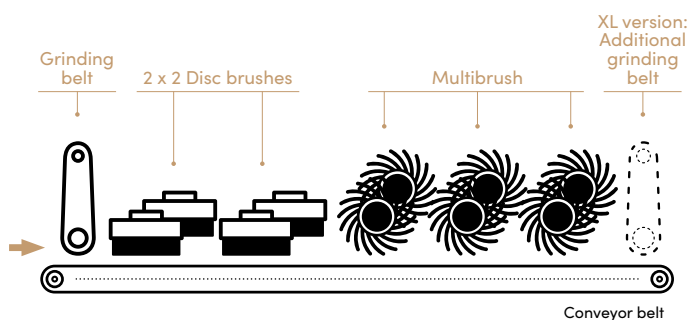


SER-LINE

# SER1200

## SUPER EDGE ROUNDER

### FINISHING MACHINE

- ✓ Complete machine with unique brush combination
- ✓ Fully automatic adjustable stations
- ✓ Combination of operations programmable
- ✓ Intuitive, multilingual HMI touchscreen
- ✓ Reproducible finish quality with adjustable programs
- ✓ Automatic brush calibration and height adjustment of grinding unit
- ✓ Option - Qconnect+: Full ERP, handling & process integration



MORE INFO

	SER1200	SER1200 XL
<b>Conveyor belt speed</b>	0.3 - 10 m/min	0.3 - 10 m/min
<b>Product fixation</b>	Vacuum or magnet system	Vacuum or magnet system
<b>Minimum workpiece dimensions</b>	Vacuum: 80 x 80 mm Magnet: 50 x 50 mm	Vacuum: 80 x 80 mm Magnet: 50 x 50 mm
<b>Maximum workpiece width</b>	1200 mm	1200 mm
<b>Maximum workpiece height</b>	110 mm	110 mm
<b>Machine power supply</b>	400 V   50 Hz   59 A   30 kW	400 V   50 Hz   63 A   32 kW
<b>Dimensions (L x W x H)</b>	4370 x 2205 x 2320 mm	4370 x 2205 x 2320 mm
<b>Weight</b>	6,150 kg	6,750 kg